

# **SIX YEARS OF PETROLEUM PRODUCTION IN GHANA: WHAT THE CITIZENRY NEEDS TO KNOW**



**PUBLIC INTEREST AND ACCOUNTABILITY COMMITTEE  
(PIAC)**

# PUBLIC INTEREST AND ACCOUNTABILITY COMMITTEE (PIAC)

## WHO WE ARE

### PROFESSIONAL GROUPS



GHANA JOURNALISTS ASSOCIATION



GHANA BAR ASSOCIATION



GHANA INSTITUTE OF CHARTERED ACCOUNTANTS



GHANA ACADEMY OF ARTS & SCIENCE



THINK TANKS

### PRESSURE GROUPS

TRADE UNION CONGRESS

GHANA EXTRACTIVE INDUSTRIES TRANSPARENCY INITIATIVES (GHEITI)

ASSOCIATION OF GHANA INDUSTRIES & CHAMBER OF COMMERCE

CSOs/CBOs

### TRADITIONAL/RELIGIOUS GROUPS



NATIONAL HOUSE OF CHIEFS



ASSOCIATION OF QUEEN MOTHERS



CHRISTIAN GROUPS



FEDERATION OF MUSLIM GROUPS

# **WHAT WE DO**



**COMPLIANCE  
MONITORING**

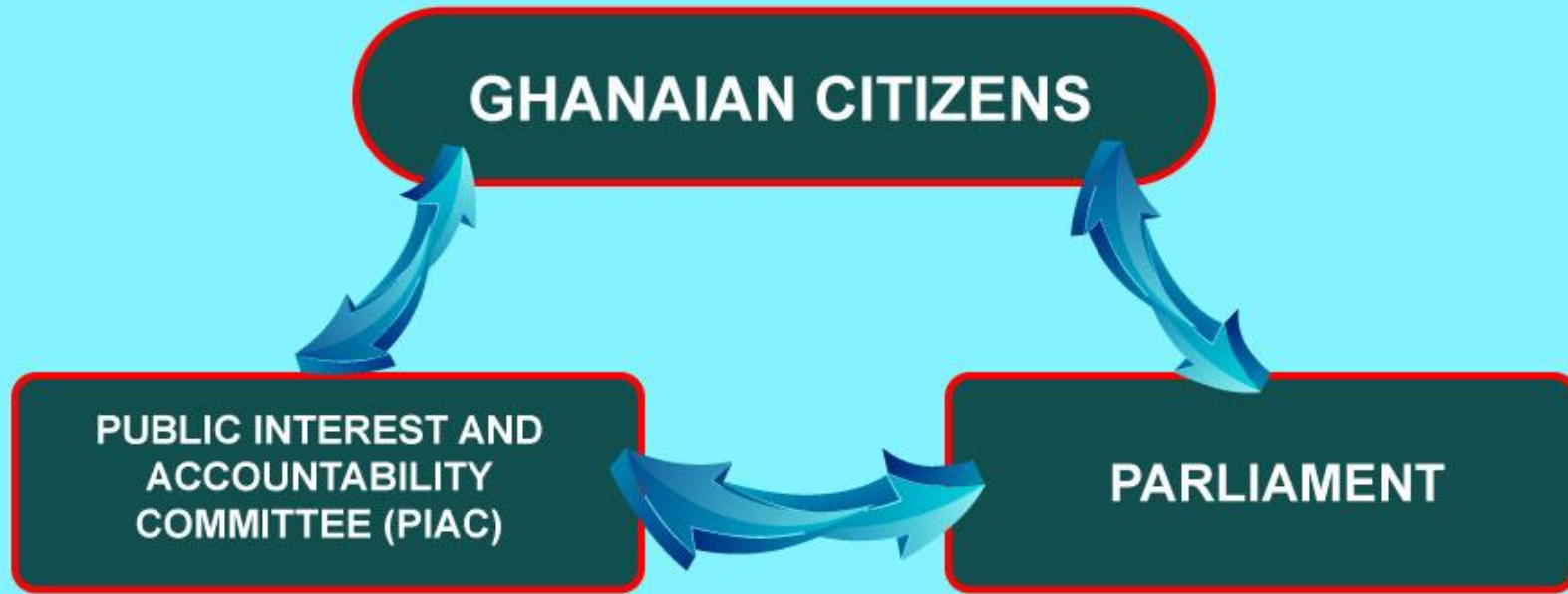


**PROVISION OF PLATFORM  
FOR PUBLIC DEBATE**



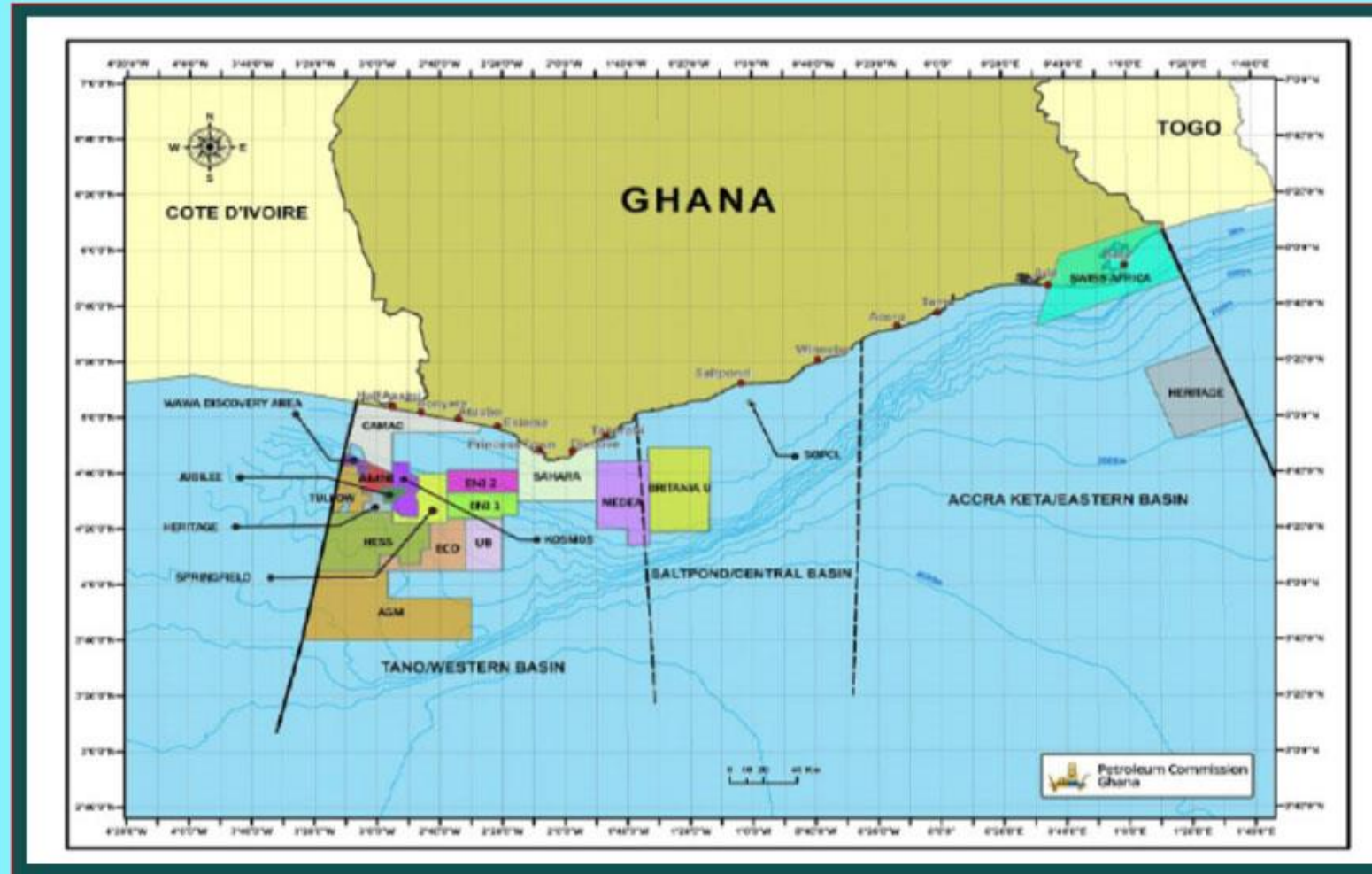
**INDEPENDENT  
ASSESSMENTS**

# PIAC'S ROLE IN THE MANAGEMENT OF PETROLEUM REVENUE

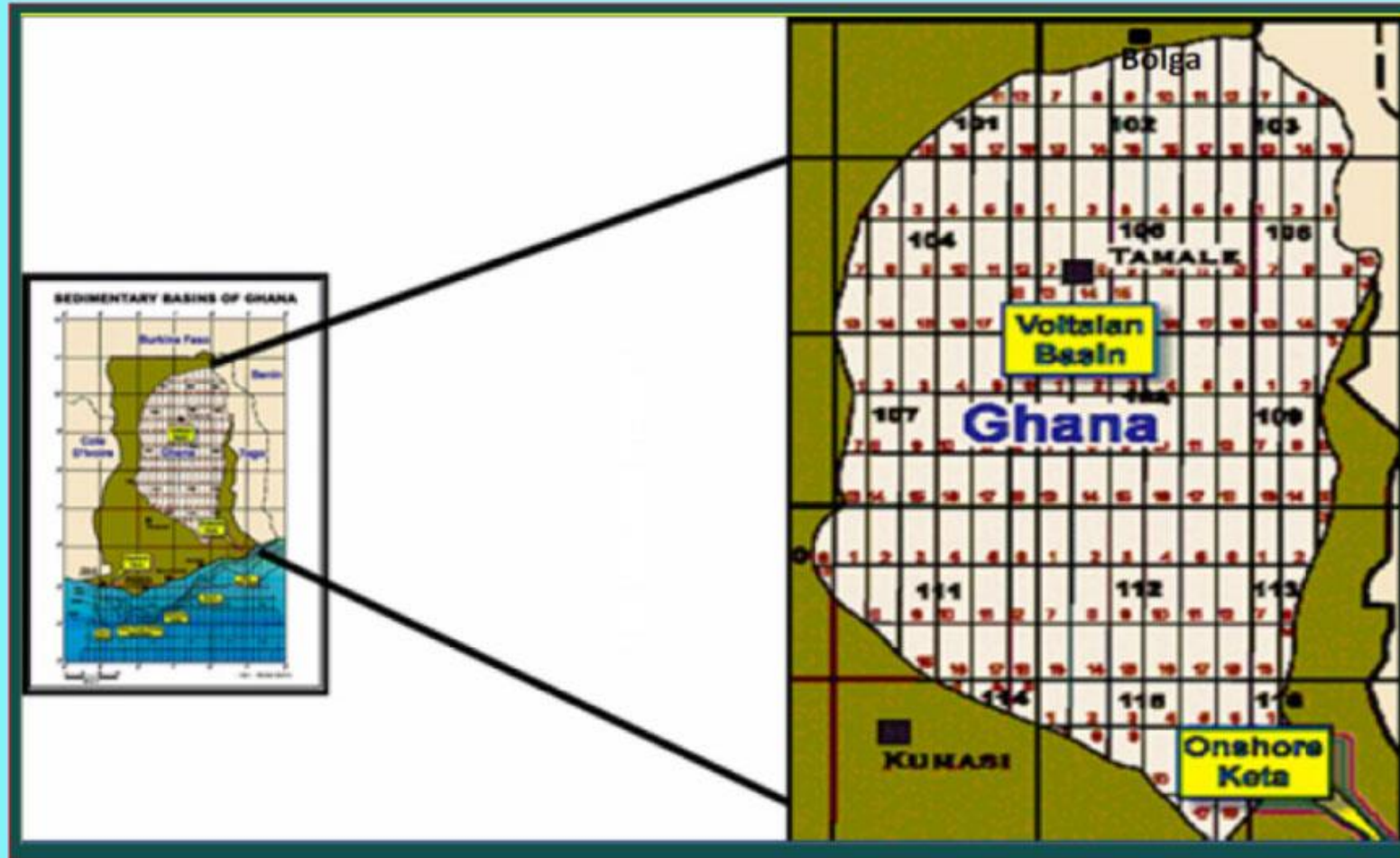


**PIAC IS THE ONLY NON-WHIP,  
NON-PARTISAN BODY WITH COMPLETE  
INDEPENDENT REPRESENTATION OF  
CITIZEN'S INTEREST**

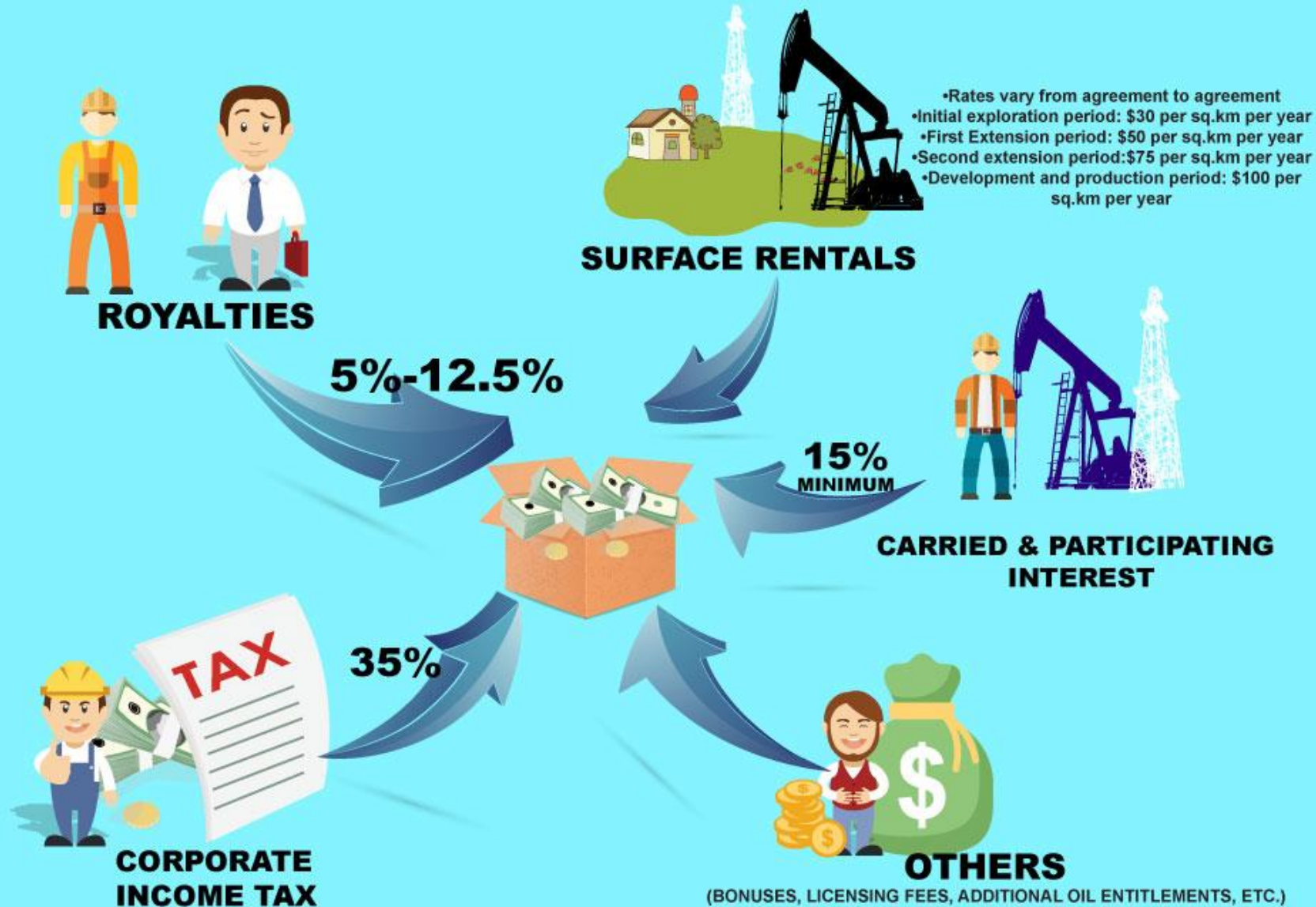
# UPSTREAM ACTIVITIES: OFFSHORE



# UPSTREAM ACTIVITIES: ONSHORE




# SOURCES OF PETROLEUM REVENUES



# ANNUAL CRUDE OIL PRODUCTION

## 2010-2016

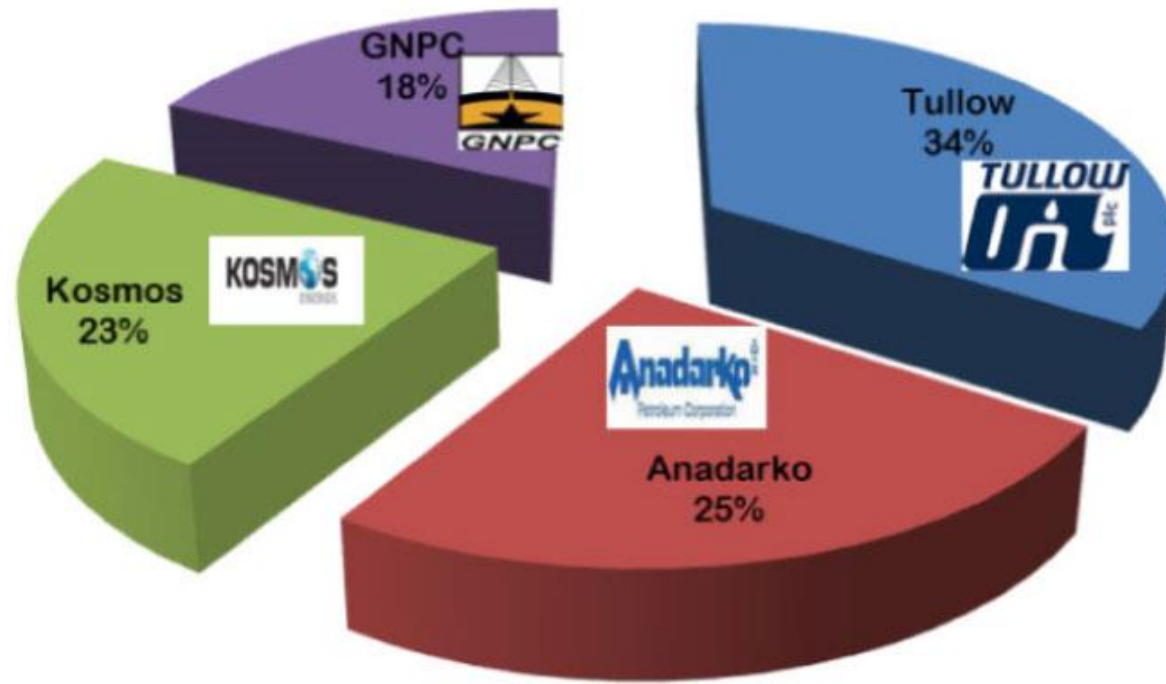


**194,095,809**


TOTAL NUMBER OF BARRELS



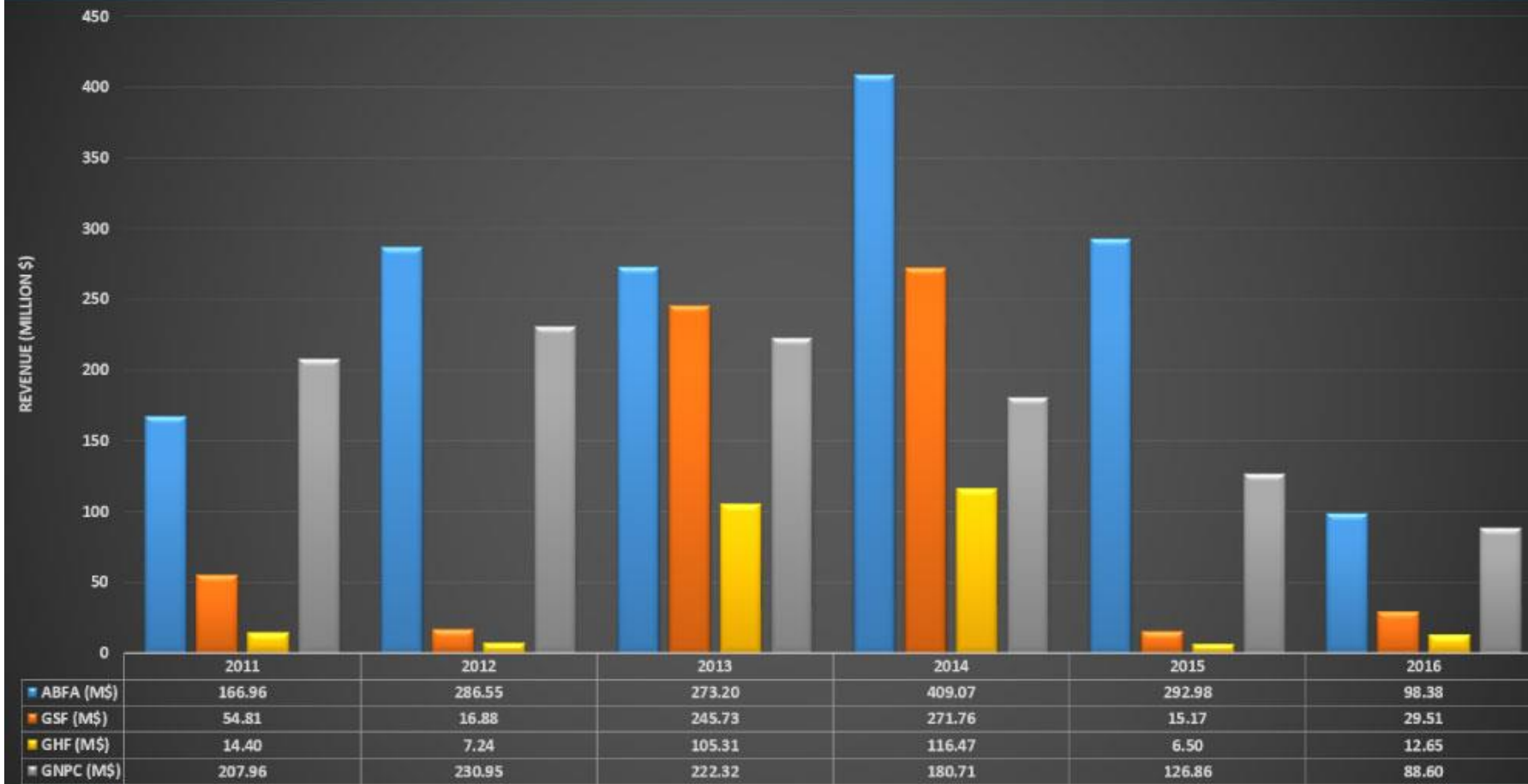
# SHARE OF LIFTINGS BY JUBILEE PARTNERS (2011-2016)



# TOTAL ANNUAL PETROLEUM RECEIPTS (2011-2016)

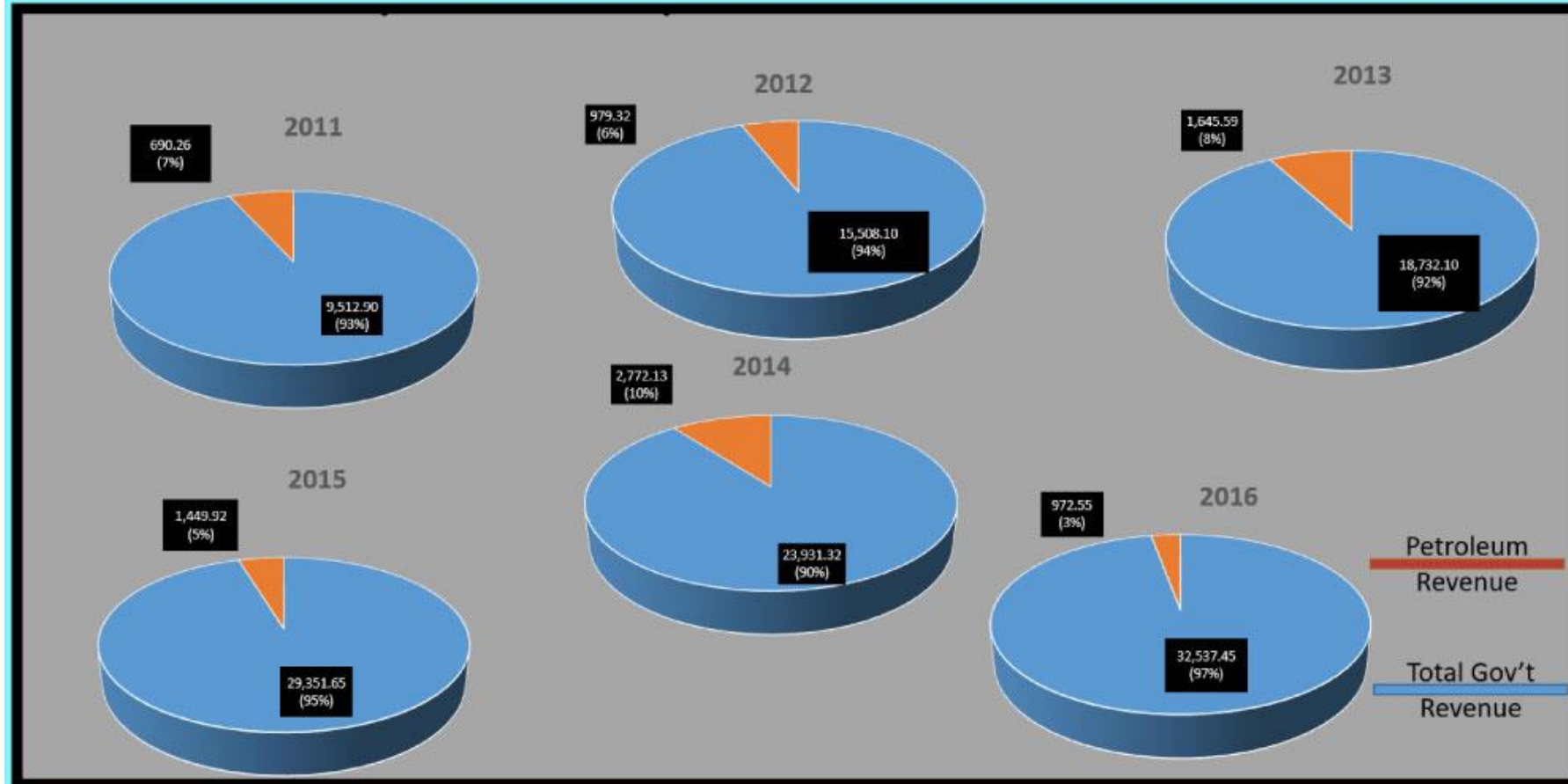


## DISTRIBUTION OF PETROLEUM REVENUES IN USD (2011-2016)



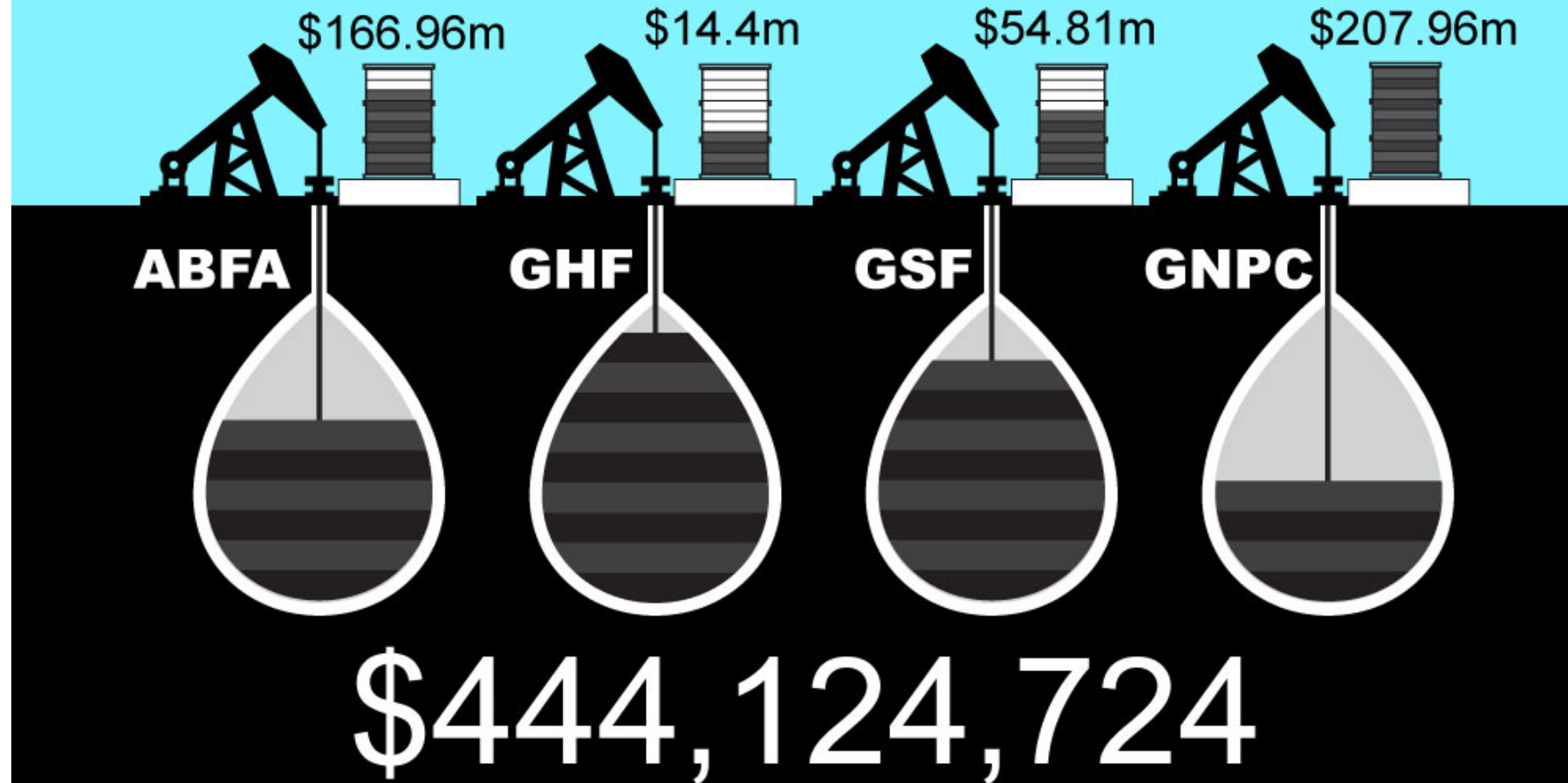
**TOTAL RECEIPTS – US\$ 3.427 BILLION**

# PETROLEUM REVENUE AS A PERCENTAGE OF TOTAL GOVERNMENT REVENUES (MILLION GHANA CEDIS)




● PETROLEUM REVENUE
 ● TOTAL GOVERNMENT REVENUE


# DISTRIBUTION OF PETROLEUM REVENUES 2011




# DISTRIBUTION OF PETROLEUM REVENUES 2012



# DISTRIBUTION OF PETROLEUM REVENUES 2013




# DISTRIBUTION OF PETROLEUM REVENUES 2014






# DISTRIBUTION OF PETROLEUM REVENUES 2015



**\$387,827,040**

TOTAL REVENUE FOR 2015 WAS US\$396,172,900 BUT AN AMOUNT OF US\$9.124 MILLION WAS UNDISTRIBUTED  
TOTAL ALLOCATION TO ABFA WAS US\$292.99 MILLION BECAUSE A TRANSFER OF US\$53.69 MILLION WAS MADE FROM THE GSF IN 2015 TO THE ABFA

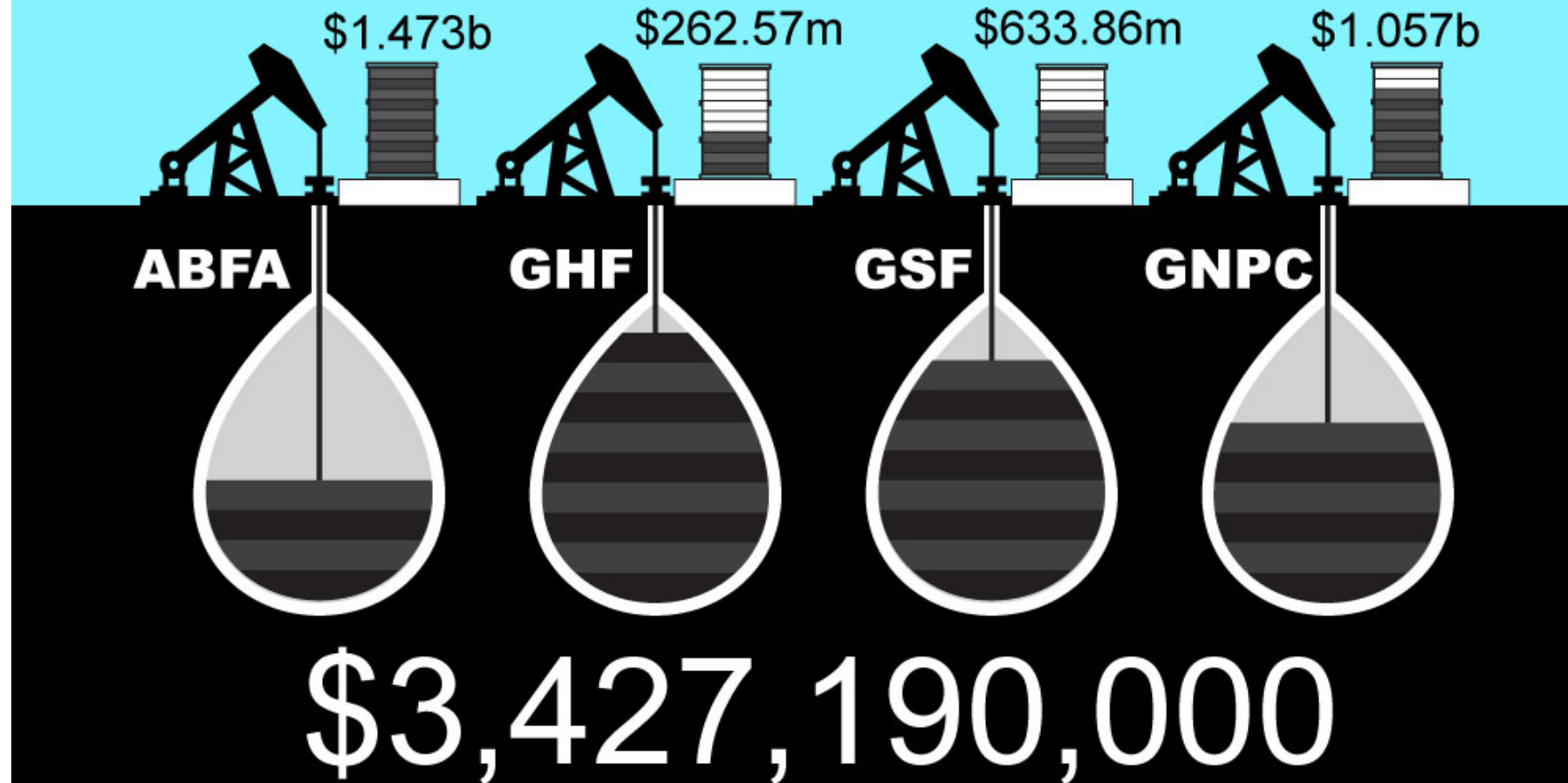
# DISTRIBUTION OF PETROLEUM REVENUES 2016



**\$229,033,400.26**

ALTHOUGH TOTAL RECEIPTS IN 2016 WAS US\$247,175,294.26, ONLY US\$229,033,400.26 WAS DISTRIBUTED LEAVING AN UNDISTRIBUTED BALANCE OF US\$18.14 MILLION IN THE PETROLEUM HOLDING FUND (PHF)

# DISTRIBUTION OF PETROLEUM REVENUES 2011-2016



# PRIORITY AREAS FOR SELECTION

AGRIC & INDUSTRY



SCIENCE & TECHNOLOGY



PORTABLE WATER



INFRASTRUCTURE DEVELOPMENT



SOCIAL WELFARE

STRENGTHENING OF INSTITUTIONS

RURAL DEVELOPMENT

HOUSING DELIVERY



HEALTH CARE



ENVIRONMENTAL PROTECTION



PUBLIC SECURITY



ALTERNATIVE ENERGY SOURCES



# **PRIORITY AREAS FOR 2017-2019**

## **ALLOCATION OF ABFA**

**AGRICULTURE**



**ROAD, RAIL AND OTHER CRITICAL  
INFRASTRUCTURE DEVELOPMENT**



**PHYSICAL INFRASTRUCTURE AND  
SERVICE DELIVERY IN EDUCATION**



**PHYSICAL INFRASTRUCTURE AND  
SERVICE DELIVERY IN HEALTH**

# DISTRIBUTION OF ABFA : 2011-2016

PER MINISTRY OF FINANCE'S REPORTS



**GH¢357,063,439.91**



**GH¢1,473,529,079.43**



**GH¢860,239,782.92**



**GH¢257,076,337.70**



**GH¢967,000.00**



**GH¢358,004,673.10**

NO DISBURSEMENTS WERE MADE FROM THE GIIF EVEN THOUGH THE GIIF BOARD HAD EARMARKED \$17,215,698 AS PART OF ITS \$30 MILLION COMMITMENT TO THE PLANNED TERMINAL 3 AT KIA

# DISTRIBUTION OF ABFA : 2011-2016

PER PIAC'S ANALYSIS



**GH¢238,677,320.91**



**GH¢1,577,604,198.83**



**GH¢874,550,782.52**



**GH¢257,076,337.70**



**GH¢967,000.00**



**GH¢358,004,673.10**

NO DISBURSEMENTS WERE MADE FROM THE GIIF EVEN THOUGH THE GIIF BOARD HAD EARMARKED \$17,215,698 AS PART OF ITS \$30 MILLION COMMITMENT TO THE PLANNED TERMINAL 3 AT KIA



# HOW YOUR OIL MONEY HAS BEEN SPENT (2011-2016)

## 182 ROADS/HIGHWAY ANCILLARY PROJECTS



84

MAJOR IMPROVEMENTS



4

ROUTINE MAINTENANCE



64

DEVELOPMENT WORKS



4

MINOR REHABILITATION



26

PERIODIC MAINTENANCE

**GH¢ 790,736,394.73 SPENT**

# HOW YOUR OIL MONEY HAS BEEN SPENT (2011-2016) OTHER INFRASTRUCTURE



## ENERGY

GH¢ 337,787,597.72



## EDUCATION

GH¢ 70,000,000



## WORKS AND HOUSING

GH¢ 12,300,305.15



## TRANSPORT

GH¢ 110,656,071.10



## HEALTH

GH¢ 4,022,819.86

**TOTAL**  
**GH¢786,867,805.13**



## SECURITY

GH¢ 31,691,641.61



## WATER

GH¢ 185,813,299.25



## MARKET

GH¢ 11,115,764.72



## TRADE & INDUSTRY

GH¢ 8,850,944.11



## ENV'T & SCIENCE

GH¢ 15,000,000.00

# HOW YOUR OIL MONEY HAS BEEN SPENT (2011-2016)

## WATER RESOURCES WORKS AND HOUSING

### GH¢ 201,928,774.78



**HOUSING**  
GH¢ 7,199,405.66



**MARKET**  
GH¢ 11,115,765



**WATER SUPPLY**  
GH¢ 2,812,560



**DRAINAGE SYSTEMS**  
GH¢ 2,860,530.48



**OFFICE ACCOMMODATION**  
GH¢ 825,821.88



**SEA DEFENCE/ COASTAL PROTECTION**  
GH¢ 180,614,691.47

**NATIONAL FLOOD CONTROL PROGRAMME**

GH¢ 3,500,000

**LAND COMPENSATION**

GH¢ 2,000,000

# HOW YOUR OIL MONEY HAS BEEN SPENT (2011-2016)

## WATER RESOURCES WORKS AND HOUSING

### GH¢ 83,928,774.78



**HOUSING**  
GH¢ 7,199,405.66



**MARKET**  
GH¢ 11,115,765



**WATER SUPPLY**  
GH¢ 2,812,560



**DRAINAGE SYSTEMS**  
GH¢ 2,860,530.48



**OFFICE ACCOMMODATION**  
GH¢ 825,821.88



**SEA DEFENCE/ COASTAL PROTECTION**  
GH¢ 62,614,691.47

**NATIONAL FLOOD CONTROL PROGRAMME**

GH¢ 3,500,000

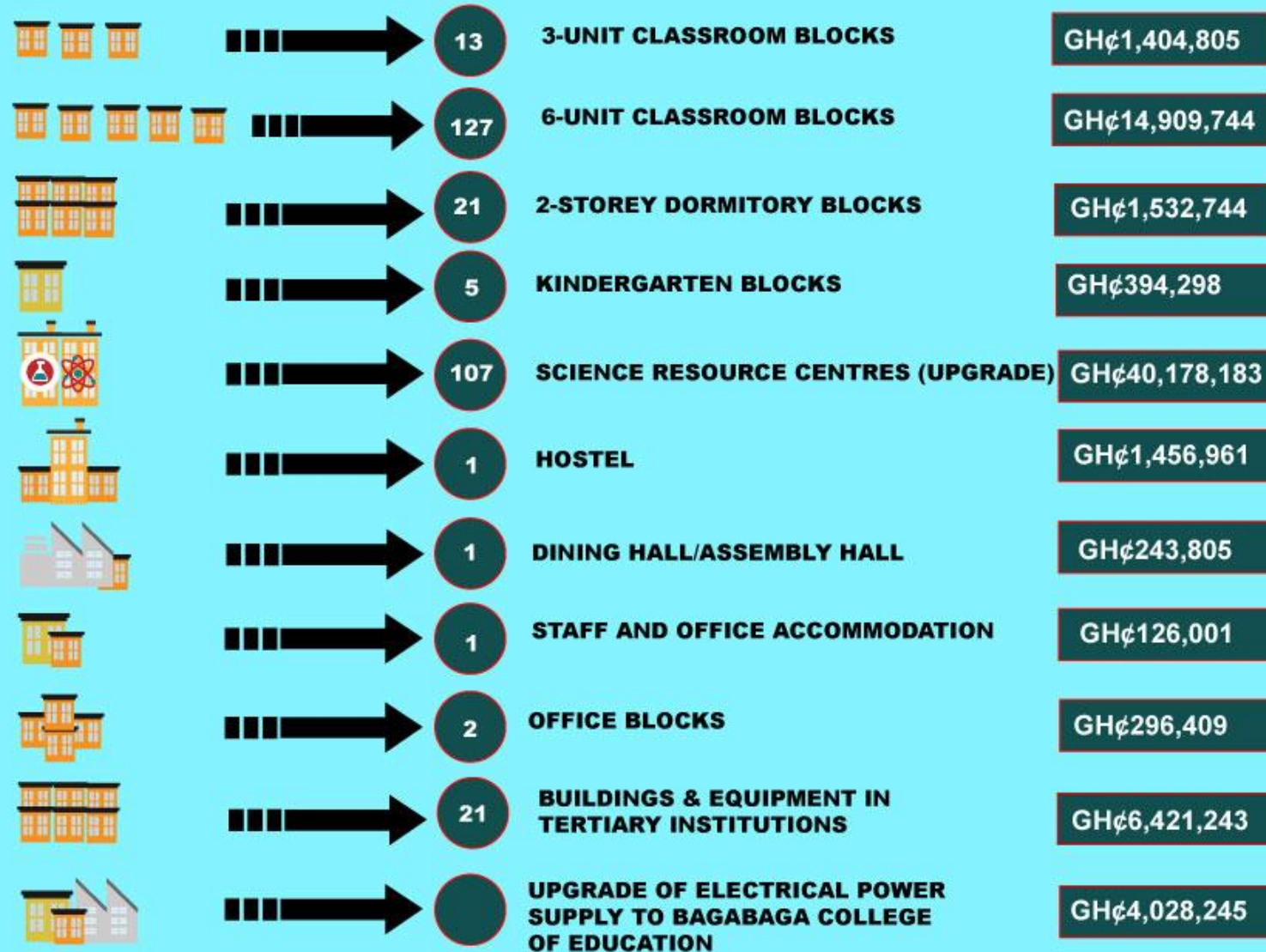
**LAND COMPENSATION**

GH¢ 2,000,000

# HOW YOUR OIL MONEY HAS BEEN SPENT (2011-2016)

## EDUCATIONAL INFRASTRUCTURE

GH¢ 70,992,432



# HOW YOUR OIL MONEY HAS BEEN SPENT (2011-2016)

## TRANSPORT INFRASTRUCTURE

GH¢ 110,656,071.10

---



### REHABILITATION OF RAILWAYS

GH¢ 60,257,841.14



### WATER TRANSPORT (BOAT/FERRIES)

GH¢ 43,159,827.54



### ROAD TRANSPORT (BUS REBRANDING)

GH¢ 3,649,044.75



### CONSTRUCTION OF ADMIN. BLOCK AND AUDITORIUM COMPLEX

GH¢ 1,982,320.66



### CONSULTANCY OF OFFICE BUILDING FOR MOT

GH¢ 1,607,037.01

# HOW YOUR OIL MONEY HAS BEEN SPENT (2011-2016)

PER MINISTRY OF FINANCE'S REPORTS

## AGRICULTURE MODERNISATION

GH¢357,063,439.91



### NATIONAL FERTILIZER SUBSIDY PROGRAMME

GH¢ 71,283,782.00



### COASTAL PROTECTION FACILITIES IN FISHING COMMUNITIES

GH¢ 180,614,691.47




### OTHER NATIONAL PROGRAMMES/PROJECTS

GH¢ 54,484,852



### CONSTRUCTION OF BUNGALOWS

GH¢ 753,432



### CONSTRUCTION/REHABILITATION OF IRRIGATION INFRASTRUCTURE

GH¢ 61,489,380.88



### REFURBISHMENT OF LABORATORIES

GH¢ 423,170



### AGRICULTURAL INSTITUTIONS

GH¢ 2,310,443



### COUNTERPART FUNDING FOR MCA

GH¢ 29,745,923



### PROCUREMENT OF EQUIPMENT AND SUPPLIES

GH¢ 17,248,000



### CONSULTANCY AND INTERNET SERVICES

GH¢ 324,935

# HOW YOUR OIL MONEY HAS BEEN SPENT (2011-2016)

PER PIAC'S ANALYSIS

## AGRICULTURE MODERNISATION

GH¢238,677,320.91



### NATIONAL FERTILIZER SUBSIDY PROGRAMME

GH¢ 71,283,782.00



### CONSTRUCTION WORKS AT TOMATO FACTORY

GH¢ 325,296



### OTHER NATIONAL PROGRAMMES/PROJECTS

GH¢ 55,098,852.00



### OFFICE AND BUNGALOWS CONSTRUCTION AT TECHIMAN TOMATO FACTORY

GH¢ 428,135.82



### CONSTRUCTION/REHABILITATION OF IRRIGATION INFRASTRUCTURE

GH¢ 61,488,783.54



### REFURBISHMENT OF LABORATORIES

GH¢ 545,992.70



### CONSTRUCTION OF AGRICULTURAL INSTITUTIONS

GH¢ 2,187,620.86



### COUNTERPART FUNDING FOR MCA

GH¢ 29,745,923



### PROCUREMENT OF EQUIPMENT AND SUPPLIES

GH¢ 17,248,000.00



### CONSULTANCY AND INTERNET SERVICES

GH¢ 324,935



# HOW YOUR OIL MONEY HAS BEEN SPENT (2011-2016)

## CAPACITY BUILDING

2011



CAPACITY DEVELOPMENT IN OIL AND GAS AT KNUST  
GH¢ 750,000

2012



SKILLS TRAINING IN  
ROAD MAINTENANCE  
GH¢ 4,092,048



NYA  
GH¢ 445,300



TRAINING 5000 WITH  
DISABILITIES IN ICT  
GH¢ 10,000,000



SUPPORT FOR  
CREATIVE INDUSTRY  
GH¢ 2,000,000



LIVELIHOOD ENHANCEMENT  
AGAINST POVERTY  
GH¢ 8,100,000



MIN. OF LANDS AND  
NATURAL RESOURCES  
GH¢ 1,790,000



MASLOC LOANABLE  
FUNDS  
GH¢ 35,000,000



GHANA LIVING  
STANDARDS SURVEY  
GH¢ 5,373,418

# HOW YOUR OIL MONEY HAS BEEN SPENT (2011-2016)

## CAPACITY BUILDING

### 2012 CONTINUED



FINANCIAL SUPPORT TO  
VENTURE CAPITAL FUND  
GH¢5,000,000



RECAPITALIZATION FOR EXIM  
GUARANTEE COMPANY GHANA LTD  
GH¢2,000,000



GOODS AND SERVICES  
FOR MOFA  
GH¢11,948,020



NADMO-RELIEF ITEMS  
GH¢10,000,000



FUNDS FOR NYEP  
GH¢ 15,907,952

# HOW YOUR OIL MONEY HAS BEEN SPENT (2011-2016)

## CAPACITY BUILDING

**2013**



FINANCIAL SUPPORT TO  
VENTURE CAPITAL FUND  
GH¢10,000,000



EXIM GUARANTEE FUND  
GH¢2,000,000



PETROLEUM COMMISSION  
SUPPORT  
GH¢ 8,183,359

**2015**



PAYMENT TO IMPROVE CAPACITY  
AT PRIMARY AND SECONDARY SCHOOL  
GH¢ 4,510,904



PAYMENT FOR HR  
AUDIT ACTIVITIES  
GH¢ 2,236,279



PRINTING AND TRANSPORTATION OF  
STATIONERY TO 7 REGIONS  
GH¢ 556,655

# HOW YOUR OIL MONEY HAS BEEN SPENT (2011-2016)

## CAPACITY BUILDING

### 2015 CONTINUED



PAYMENT OF FEEDING COST  
**GH¢ 23,531,764**



PAYMENT OF BECE SUBSIDY  
**GH¢ 15,543,500**



PAYMENT OF CAPITATION GRANT  
**GH¢ 16,647,366**



PAYMENT FOR SUPPLY OF SCHOOL  
UNIFORMS IN 4 REGIONS  
**GH¢ 3,898,647**

PAYMENT OF SHS SUBSIDY AND IMPLEMENTATION  
OF PROGRESSIVELY FREE SHS  
**GH¢ 34,557,175**

### 2016



GETFund SCHOLARSHIP  
**GH¢ 83,037,284**

# PIAC'S 2016 RECEIPTS AND EXPENDITURES

**TOTAL RECEIPTS: GH¢ 1,946,823.34**



**TOTAL EXPENDITURES: GH¢ 1,946,823.34**



# **KEY CONCERNS**

- **Petroleum Revenues have been used to tackle too many national problems at the same time**
- **This has weakened the potential impacts of oil revenues on the social economic development of Ghana**
- **Only 11% of petroleum revenue has been allocated to the agriculture sector, which is the mainstay of the economy**

# **WAY FORWARD**

- **PIAC has made these concerns known to the government through its annual and semi-annual reports**
- **PIAC believes there ought to be properly defined guidelines on the selection of the priority areas**
- **PIAC believes that few LEGACY projects should be identified and supported by the ABFA**

# PIAC: WE EXIST BECAUSE OF YOU





## **ACKNOWLEDGEMENT AND COPYRIGHT**

**This document has been prepared by the Public Interest and Accountability Committee (PIAC) in collaboration with the Kumasi Institute of Technology and Environment (KITE).**

**Creation of Infographics - Kwame Boakye**

**©PIAC, 2017.**